

SFM1-63-200-275



Medium Current Filters

Novaris SFM filters provide the highest level of protection with the lowest let through voltage. Installation at a main switch board will protect all the connected downstream equipment.

Percentage Active Display

A digital display confirms the device rating by displaying the percentage active of the redundant segments. The display indicates segment status and thermal overload.

Three Stages of Protection

Novaris surge filters have 2 stages of varistor protection separated by a low pass LC filter. This 3 stage combination reduces the effects of high frequency noise and transients to provide the highest level of protection to sensitive loads.

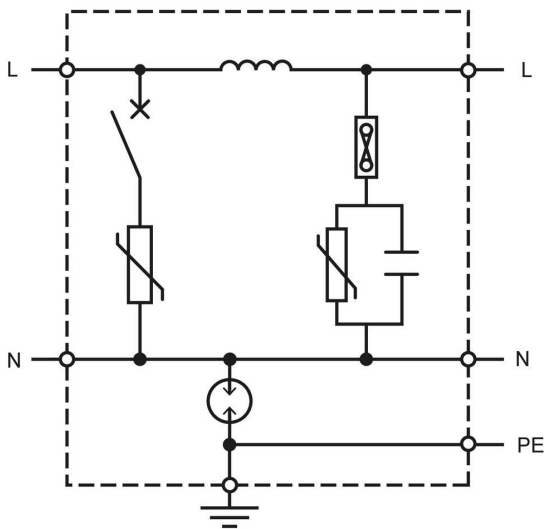
All Mode Protection

Protection is provided for all combinations of lines (L-L, L-N, L-E, N-E) ensuring the maximum level of protection is achieved at all times.

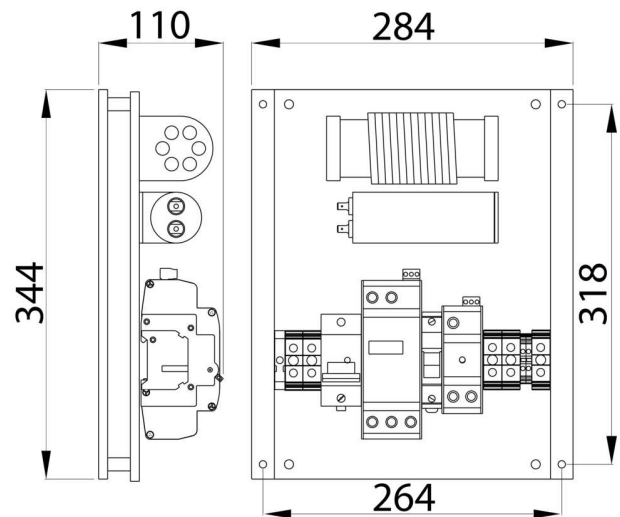
Active Alarm

Fail-safe alarm contact allows for remote monitoring.

Wiring



Dimensions







Standards

IEC 61643-11:2011
AS/NZS 1768:2007

SPD connected to low-voltage power systems - Type 1+2
A.C. power system SPD - Cat C, B




Electrical Specifications

Connection type		Series
Modes of protection		L-N, L-PE, N-PE
Number of ports		2
Number of phases		1
Location		Indoor
Nominal voltage	U_0	230VAC
Short circuit withstand level	I_{SSCR}	50kA
Maximum backup fuse		63A
Earth leakage current	I_{PE}	<1 μ A











Electrical (L-N) Specifications

Maximum load current	I_L	63A
Maximum continuous voltage AC	U_c	275VAC
Maximum voltage drop (% of U_0)		<1%
3dB frequency @ 50 Ω		420Hz
Maximum discharge current (8/20 μ s)	I_{max}	200kA
Nominal discharge current (8/20 μ s)	I_n	80kA
Lightning impulse current (10/350 μ s)	I_{imp}	25kA
Voltage protection level (3kA 8/20 μ s)	U_p	<360V
Response time	t_A	Instantaneous

Indication Specifications

Alarm contact current		2A
Display		LED power and thermal failure
Alarm		SPST NC power and thermal failure
Alarm isolation		4kV

Mechanical Specifications

Minimum operating temperature		-40°C
Maximum operating temperature		70°C
Minimum operating humidity		5%
Maximum operating humidity		95%
Mounting method		Panel
Environmental rating		IP20
Terminal capacity - power		35mm ²
Terminal screw torque - power		1Nm
Terminal capacity - alarms		2.5mm ²
Terminal screw torque - alarms		0.5Nm

Other Specifications

Product Code  SFM1-63-200-275

Shipping Specifications

Weight		11kg
Customs tariff		85363000, 85363010